

*This is written for farmers
who need help haying and harvesting*

—A MULKEY FARM ELEVATOR handles baled hay, grain etc., effortlessly

Its features are practical features. Portable; balanced; double trough; custom built. Elevators in any length. Also 8' drag hopper available. Powered by either gasoline, electric or power takeoff. 6:00x16 or 6:00x15 DCR disc Timken bearing wheels. Speed reduction with slip clutch. Motor mount assembly with belt release.

HEAVY DUTY Model—Here is the custom-built elevator, priced right for your requirements, packed with new performance and streamlined for easy operation. Nowhere can you duplicate this practical farm elevator, designed for years of service.

COMPARE BEFORE YOU BUY!
MULKEY CUTS COSTS!
SAVES LABOR!



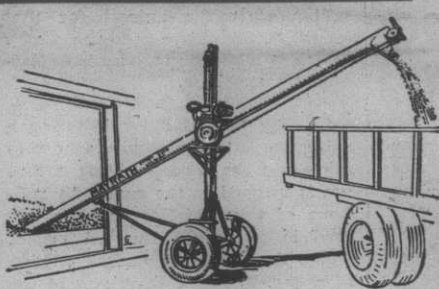

—A GALION HYDRAULIC HOIST takes the work out of grain handling

• All-steel construction
"Dynamic Lift"

• For any stake or platform body truck
"Built to outlast the chassis"

This heavy-duty "job-engineered" hoist is designed for low, easy mounting on any new or old truck chassis. Utilizing the famous Galion double-lift-arm construction, this rugged hoist guarantees dependable, trouble-free operation on all kinds of material-handling work, with

plenty of reserve power. Maximum loads handled with absolute safety in any dumping position. Positive safety latch locks body in down position. There's a right size for every job, and for every truck.




—A MAYRATH AUGER GRAIN LOADER will pay for itself in one day

4 SIZES AVAILABLE { mount on carriage as shown
or slide up and down on truck body
or can be used as a feeding auger

MAYRATH, makers of the world's largest selling auger grain loader. Available in 16, 21, 27 or 41-foot size. Handles 25 bushels per minute. Has 6-inch diameter tube; 5-inch diameter auger. Sealed pre-lubricated bearings in the head and idlers require no greasing.

16-inch drop center wheels on all sizes. Ball-bearing hubs on standard loader sizes. Engine support takes all makes of air-cooled engines and electric motors. Self-leveling on 21, 27 and 41-foot loaders. Automatic belt tightener makes leveling easy on truck loaders.



—A BUTLER GRAIN BIN is made of steel to properly protect your grain

3 POPULAR SIZES: 1,000, 2,200 and 3,276 Bushel Capacities

On-the-farm grain storage, in Butler galvanized steel bins, makes you independent of congested markets. Your grain is safe from fire, rodents, weather and waste. These high quality grain bins give longer service and better protection. Side wall sections are precision punched and die formed for ease and quick-

ness of erection. Corrugations lap weather-tight for greater strength. Man-sized man-hole for easier filling. Large platform type ventilator. Large reinforced double wall steel door covers outlets for shoveling, sacking, testing etc.

GALVANIZED LONG-LIFE STEEL TO GIVE EXTRA STRENGTH

★ ★ Available on our convenient farm payment budget plan ★ ★ ★

Descriptive literature will be sent you free about these quality products. Quality dealers have them on display throughout Montana and northern Wyoming.

**Midland Implement
COMPANY, INC.**

Billings

Great Falls

MIDLAND IMPLEMENT COMPANY, Dept. F-10, Billings, Montana

Please send me free literature on the following:

I am interested in further details on your Farm Payment Budget Plan

My name is

My address is

INQUIRIES INVITED FROM DEALERS